
















Mouse and touch gestures

- **To gesture with a mouse**, hold down the right mouse button and drag in the gesture pattern.
- **To gesture with a touchscreen or touchpad**, touch with two fingers, pause, then drag in the gesture pattern. With a pen, touch and drag in the gesture pattern with the pen button pressed.
- **To cancel a gesture**, pause for one second.










General

-  Show Radial Menu
-  Undo  Redo
-  Cut
-  Copy
Like an upside-down paste
-  Paste
Like Ctrl+V
-  Delete
Like using an eraser
-  Measure
Like a skinny M








Document commands

-  Open
Like a capital letter O
-  Insert
Like a lower-case letter l
-  New design
Like a capital letter N
-  New drawing sheet
Like a capital letter N with an extra stroke
-  Save as
Like a quick letter S
-  Print
Like the top of a letter P
-  Close document









Sketch tools

-  Line
Like the letter L
-  Rectangle
Like a small letter R
-  Circle
-  Spline
Like drawing an S curve
-  Three point arc
Like drawing an arc
-  Tangent arc
Like drawing an arc
-  Trim corner
-  Trim away
-  Project to sketch







Editing

-  Select
-  Select all
-  Pull
-  Move
-  Fill
Like a square to be filled
-  Replace
Like a stylized letter R
-  Up To (tool guide)
Like going down then up to




Orienting

-  Spin
-  Pan
-  Zoom
-  Zoom in one level
Like pulling the view closer
-  Zoom out one level
Like pushing the view away
-  Zoom extents
-  Rotate 90° clockwise
-  Rotate 90° counter-clockwise




Insert tools

-  Plane
Like a flattened letter P
-  Axis
Like drawing Y and X axes
-  Blend
Like a small letter B
-  Shell
Like a shelled block
-  Offset
-  Mirror
Like a capital letter M




Detailing

-  Ruler dimension
-  Note
-  Dimension







Modes

-  Sketch mode
Over and up for the top tool
-  Section mode
Over and back for the middle tool
-  3D mode
Over and down for the bottom tool




Windows

-  New window
Like a capital letter N
-  Previous window
-  Next window

Views

-  Home view
Like a shelter
-  Trimetric view
Like rising from a plane
-  Plan view
Like looking down on a plane
-  Previous view
Like a left-pointing arrow
-  Next view
Like a right-pointing arrow
-  Hide object

Intersect tools

-  Combine
Like a capital letter C
-  Split solid
Like a letter S
-  Split face